

Health Insurance Coverage Report October 2017



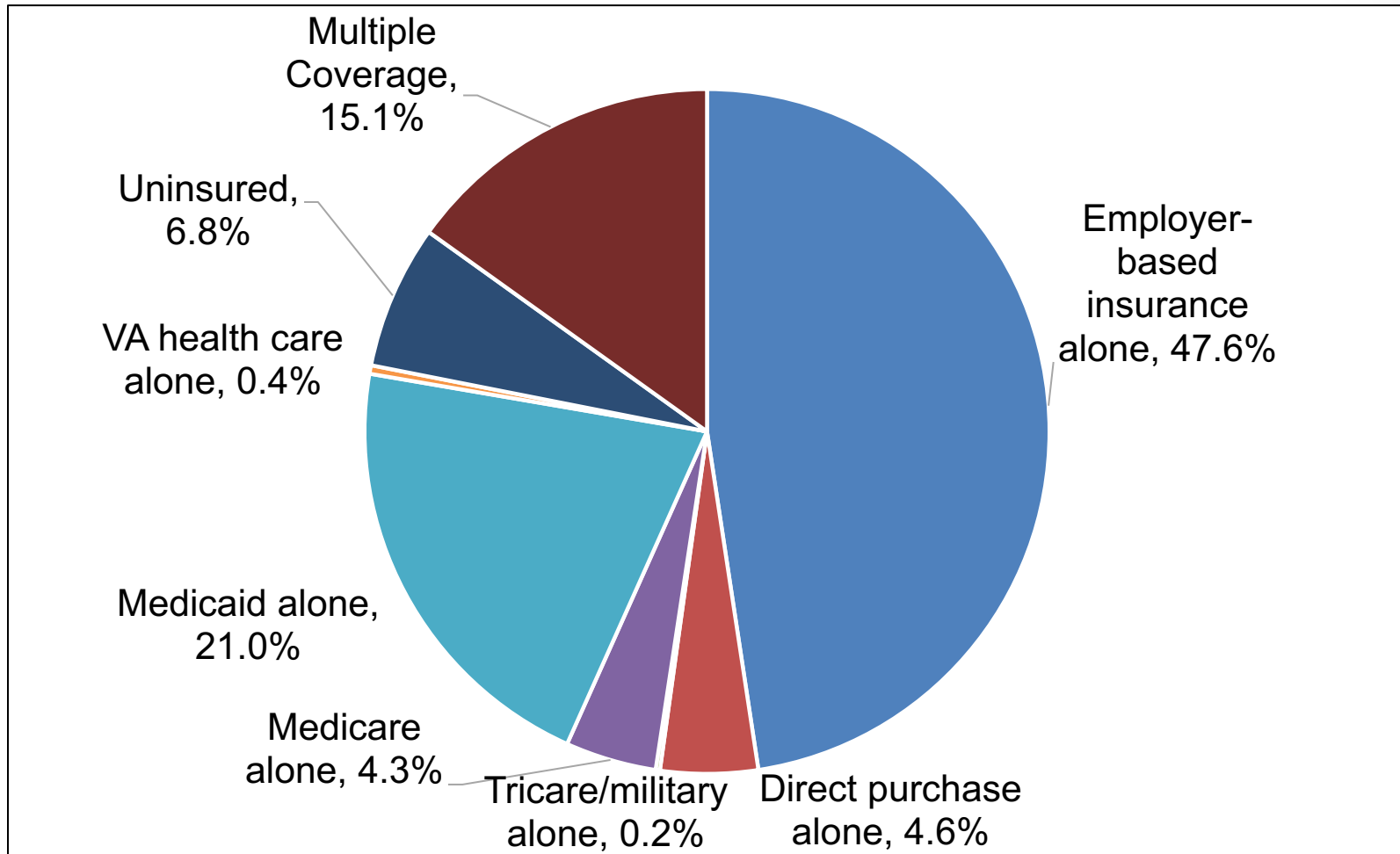
Data prepared by the University of Wisconsin Population Health Institute

Highlights *July – September 2017*

- Approximately 4.6% of County population is enrolled in a Qualified Health Plan through the Marketplace as of January 2017.
- About a third of Milwaukee County residents (32.9%), and half of all children (49.4%), are enrolled in a Medicaid program.
- BadgerCare Plus child enrollment had an increase since June 2017.
- BadgerCare Plus Childless Adult coverage is down since its peak in March 2015 with 56,690 childless adults enrolled. As of September 2017, 47,787 childless adults are enrolled in BadgerCare Plus in Milwaukee County.
- Approximately 6.8% of the Milwaukee County population are uninsured representing approximately 63,338 people.
- Approximately 66% of the people who are uninsured are below 200% of the federal poverty level; 45% of whom are below 138% of the federal poverty level.
- Marketplace data by zip code and BadgerCare Plus HMO enrollment data are included in this quarter's report.

Sources of Health Insurance

Milwaukee County



Multiple coverage = any combination of more than one coverage type, including Medicaid w/Medicare

Medicaid / BadgerCare Enrollment

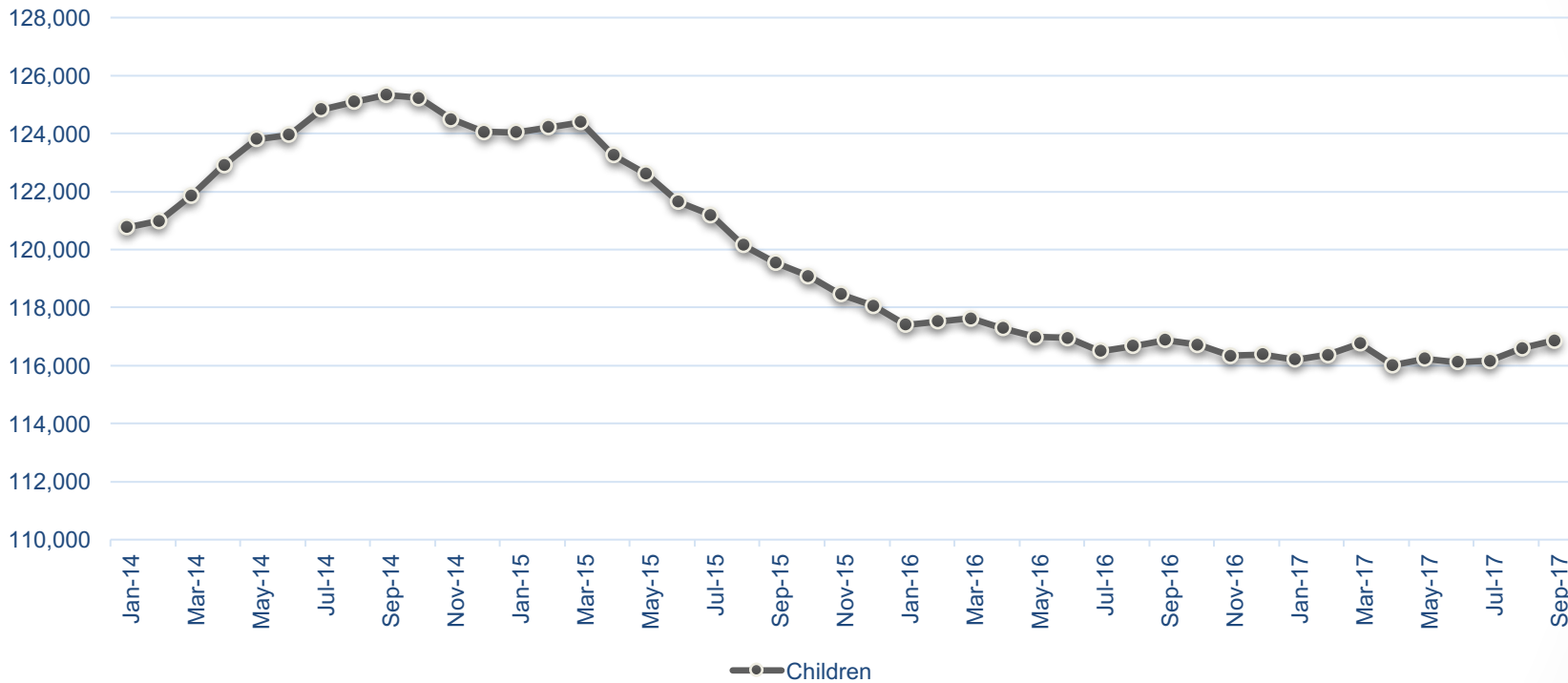
Milwaukee County, September 2017

| | # Covered in Milwaukee County | % of Milwaukee County Population | # Covered in Wisconsin | % of State Population |
|---|-------------------------------|----------------------------------|------------------------|-----------------------|
| BadgerCare Children | 116,868 | 49.4% of all children | 412,076 | 28.0% of all children |
| BadgerCare Parents and Caretakers | 40,251 | 6.7% of all adults | 142,893 | 4.2% of all adults |
| BadgerCare Childless Adults | 47,787 | 7.9% of all adults | 144,787 | 4.2% of all adults |
| Other BadgerCare – <i>Pregnant Women, Youths Existing Foster Care, Income Extensions, Express Enroll</i> | 24,853 | | 85,277 | |
| Total BadgerCare | 229,759 | 24.2% | 785,033 | 13.7% |
| Elderly/Blind/Disabled | 66,431 | | 222,221 | |
| Other Coverage | 16,113 | | 177,324 | |
| Total Medicaid | 312,303 | 32.9% | 1,184,578 | 20.6% |

Medicaid / BadgerCare Trends

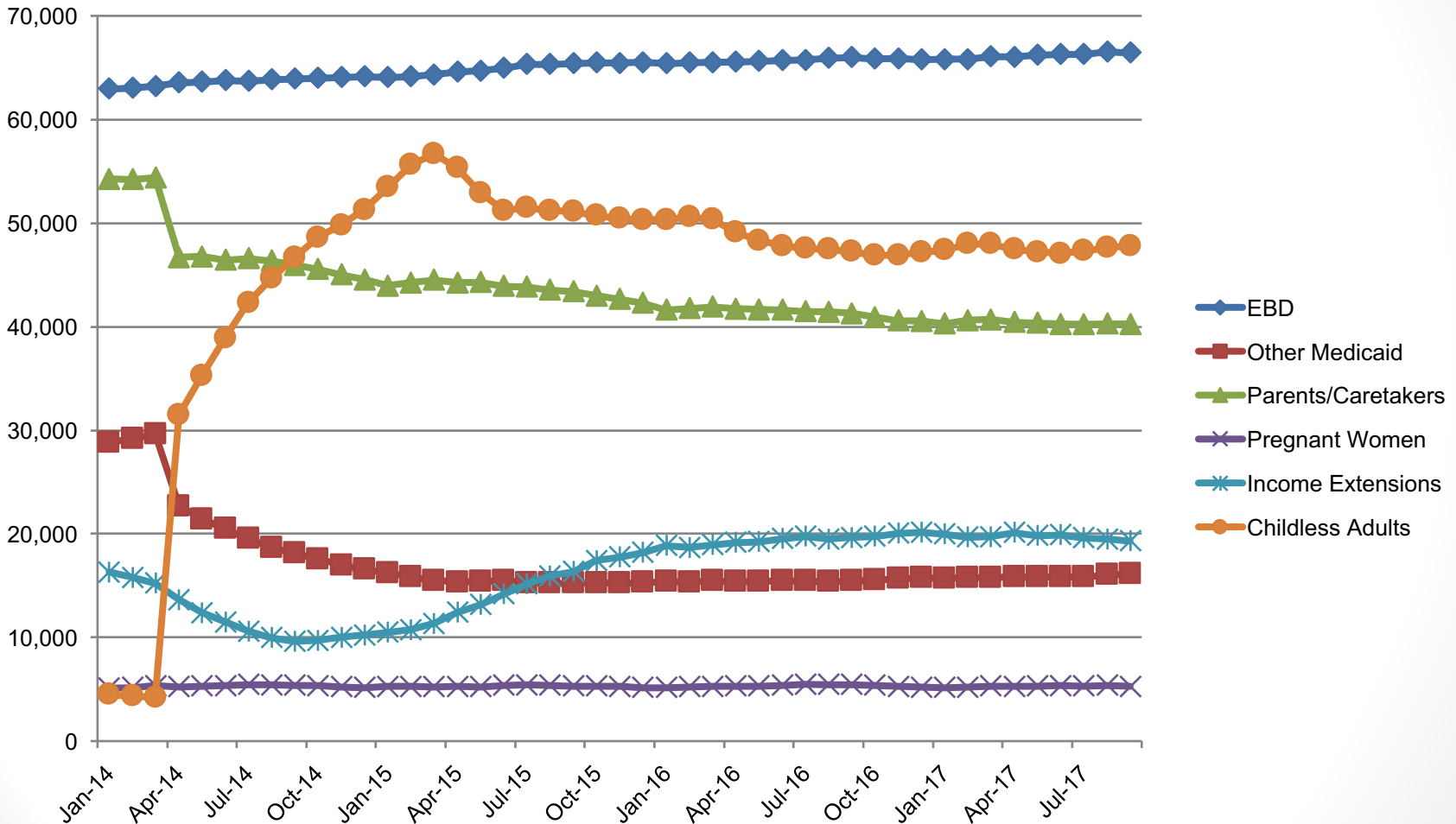
Milwaukee County, March 2014 to September 2017

Children



Medicaid / BadgerCare Trends

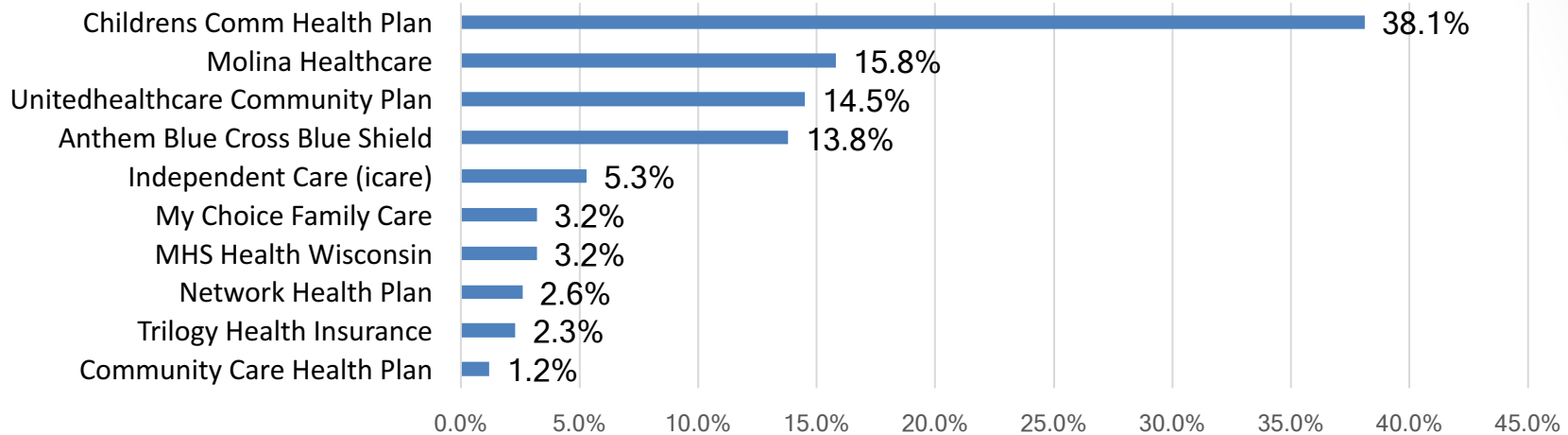
Milwaukee County, March 2014 to September 2017



Medicaid HMO Enrollment

Milwaukee County, August 2017

Distribution of Badgercare Enrollment, August 2017

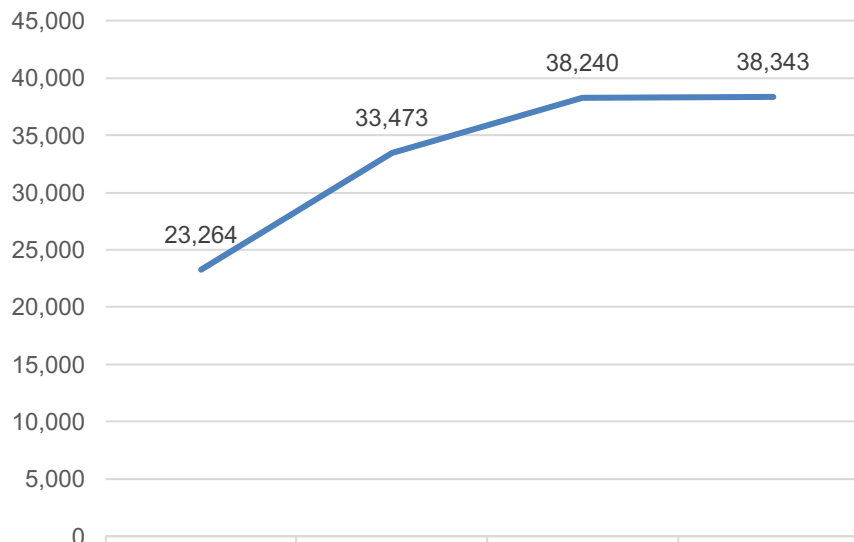


| | BadgerCare | | SSI | | Family Care | | All | |
|---|-------------------|-------------|---------------|--------------|---------------|----------------------|------------------|------------------|
| | Aug-17 # enrolled | % of all BC | # enrolled | % of all SSI | # enrolled | % of all Family Care | March 2017 Total | % of enrollments |
| Anthem Blue Cross Blue Shield | 32,245 | 15.2% | 701 | 4.4% | | | 32,946 | 13.8% |
| Community Care Health Plan/Family Plan | | | | | 2,857 | 27.1% | 2,857 | 1.2% |
| Childrens Comm Health Plan | 90,913 | 42.9% | | | | | 90,913 | 38.1% |
| Independent Care (icare) | 7,286 | 3.4% | 5,436 | 34.1% | | | 12,722 | 5.3% |
| MHS Health Wisconsin | 6,311 | 3.0% | 1,354 | 8.5% | | | 7,665 | 3.2% |
| Molina Healthcare | 36,396 | 17.2% | 1,155 | 7.2% | | | 37,551 | 15.8% |
| My Choice Family Care | | | | | 7,680 | 72.9% | 7,680 | 3.2% |
| Network Health Plan | 5,512 | 2.6% | 584 | 3.7% | | | 6,096 | 2.6% |
| Trilogy Health Insurance | 5,371 | 2.5% | 0 | 0.0% | | | 5,371 | 2.3% |
| Unitedhealthcare Community Plan | 27,834 | 13.1% | 6,711 | 42.1% | | | 34,545 | 14.5% |
| Total | 211,868 | 100% | 15,941 | 100% | 10,537 | 100% | 238,346 | 100% |

Marketplace Enrollment

Milwaukee County, March 2017

| | # OE2017 Plan Selections Milwaukee County | % of Population Milwaukee County | # OE2017 Plan Selections Wisconsin | % of Population Wisconsin |
|--|--|--|--|---------------------------------|
| Total Qualified Health Plan Selections | 38,343 | 6.5% of population < age 65 | 242,863 | 7% of population < age 65 |



QHP Selections as of January 2017:
https://www.cms.gov/Research-Statistics-Data-and-Systems/Statistics-Trends-and-Reports/Marketplace-Products/Plan_Selection_ZIP.html

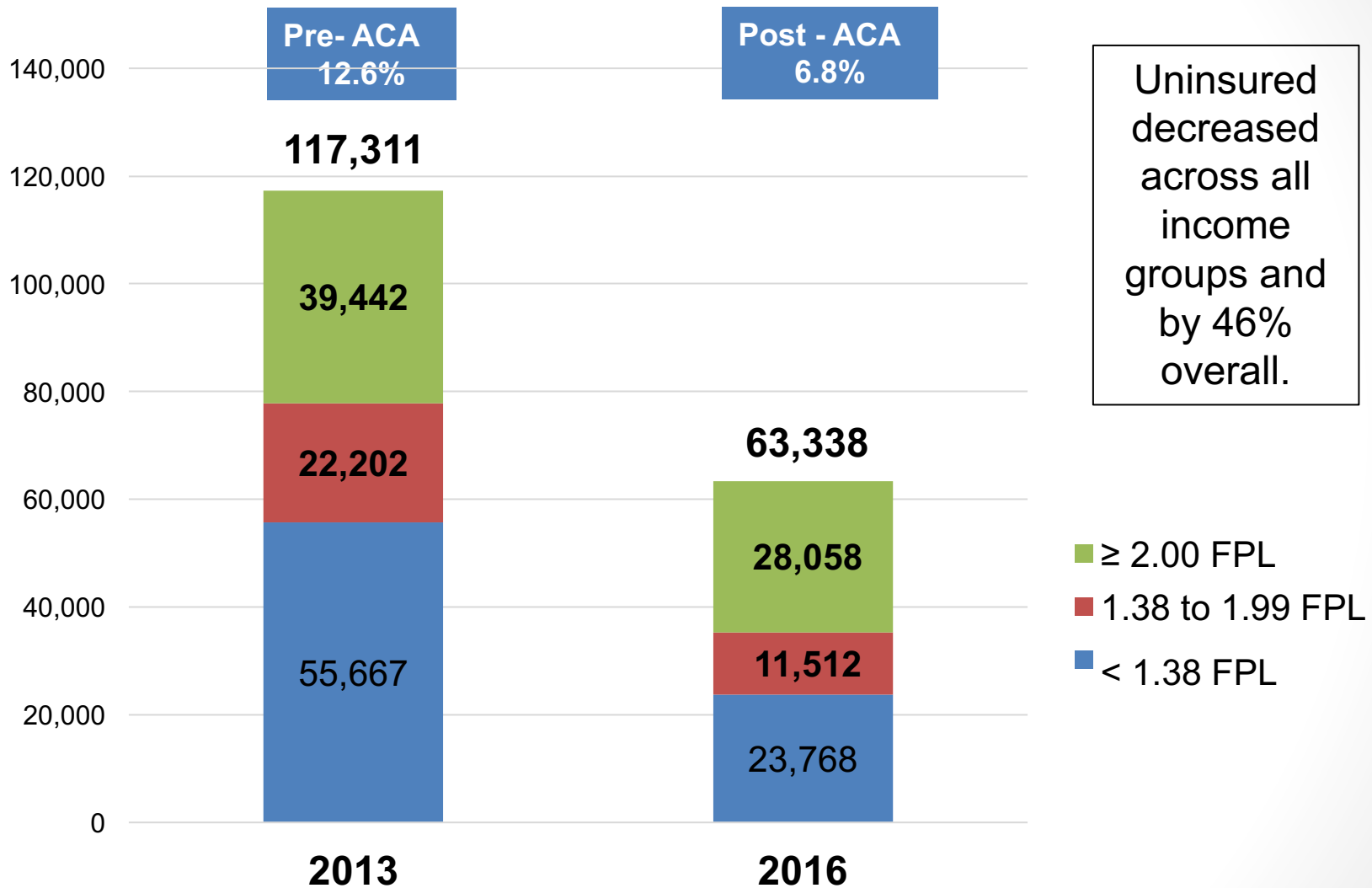
| | OE 2013-14 | OE 2014-15 | OE 2015-16 | OE 2016-17 |
|----------------|------------|------------|------------|------------|
| QHP Selections | 23,264 | 33,473 | 38,240 | 38,343 |

Marketplace Selection by Zip

| End of Open Enrollment | 2014 | 2015 | 2016 | 2017 |
|------------------------|-------|-------|-------|-------|
| 53202 | 665 | 989 | 1,213 | 1,272 |
| 53203 | | 52 | 70 | 86 |
| 53204 | 749 | 1,073 | 1,318 | 1,257 |
| 53205 | 246 | 283 | 289 | 273 |
| 53206 | 631 | 852 | 900 | 827 |
| 53207 | 1,102 | 1,575 | 1,784 | 1,827 |
| 53208 | 783 | 1,208 | 1,287 | 1,183 |
| 53209 | 1,358 | 1,868 | 2,077 | 2,015 |
| 53210 | 766 | 1,034 | 1,164 | 1,082 |
| 53211 | 919 | 1,296 | 1,545 | 1,735 |
| 53212 | 1,057 | 1,507 | 1,733 | 1,664 |
| 53213 | 594 | 950 | 1,119 | 1,173 |
| 53214 | 902 | 1,409 | 1,560 | 1,479 |
| 53215 | 1,163 | 1,761 | 2,030 | 1,869 |
| 53216 | 1,085 | 1,371 | 1,484 | 1,312 |
| 53217 | 695 | 1,053 | 1,316 | 1,593 |
| 53218 | 1,256 | 1,583 | 1,625 | 1,438 |
| 53219 | 807 | 1,164 | 1,336 | 1,314 |

| End of Open Enrollment | 2014 | 2015 | 2016 | 2017 |
|------------------------|--------|--------|--------|--------|
| 53220 | 598 | 922 | 1,022 | 1,067 |
| 53221 | 920 | 1,333 | 1,506 | 1,607 |
| 53222 | 610 | 897 | 954 | 984 |
| 53223 | 766 | 1,121 | 1,282 | 1,282 |
| 53224 | 448 | 613 | 655 | 660 |
| 53225 | 679 | 896 | 979 | 962 |
| 53226 | 380 | 544 | 642 | 679 |
| 53227 | 567 | 771 | 926 | 1,005 |
| 53228 | 300 | 471 | 575 | 601 |
| 53233 | 158 | 216 | 253 | 253 |
| 53235 | 231 | 339 | 434 | 458 |
| 53110 | 430 | 649 | 747 | 778 |
| 53129 | 288 | 436 | 508 | 538 |
| 53130 | 154 | 247 | 306 | 296 |
| 53132 | 704 | 1,084 | 1,386 | 1,490 |
| 53154 | 838 | 1,248 | 1,441 | 1,542 |
| 53172 | 415 | 668 | 774 | 768 |
| TOTAL | 23,264 | 33,473 | 38,240 | 38,369 |

Uninsured in Milwaukee County



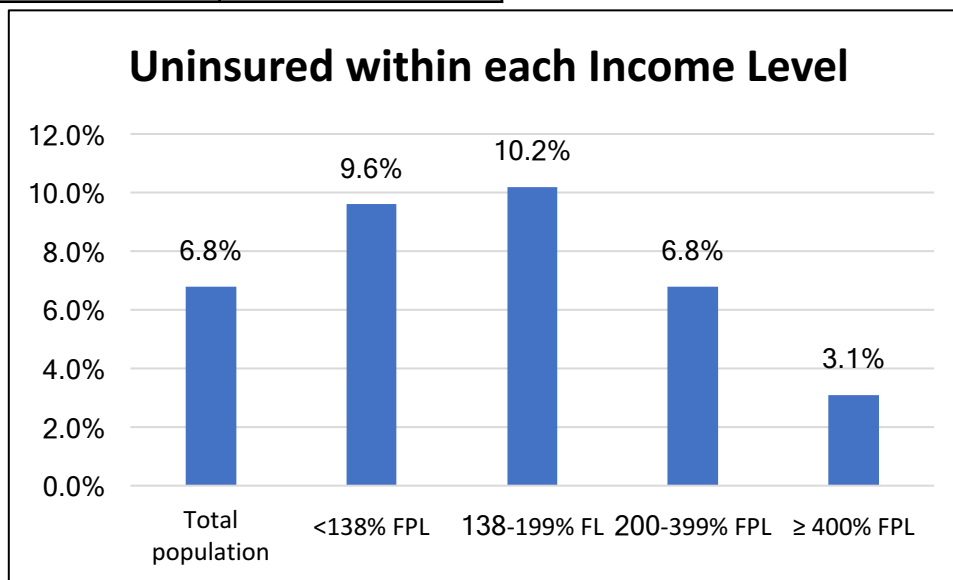
Source: U.S. Census, American Community Survey (ACS) 2013, 2016

Uninsured in Milwaukee County

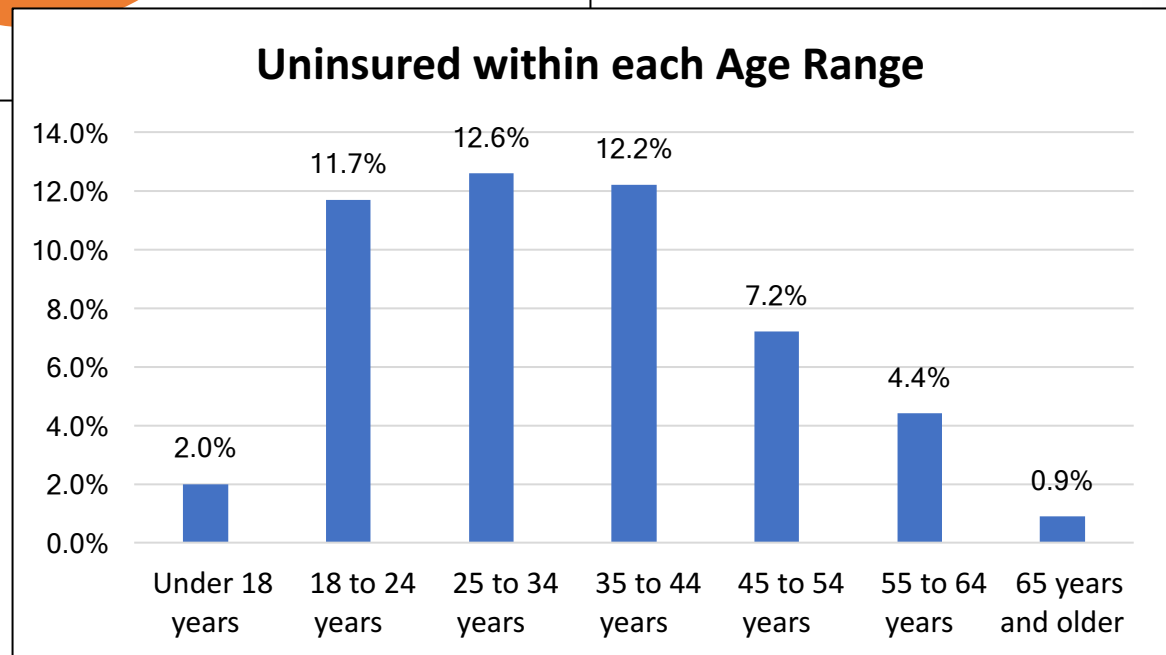
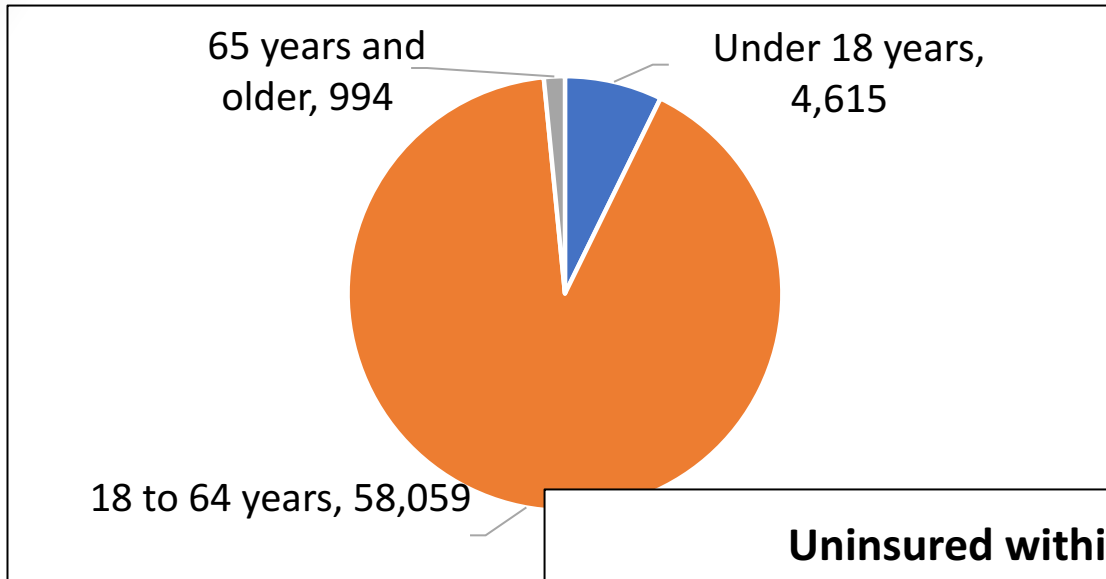
Uninsured Milwaukee County Residents for Whom Poverty Status is Determined

| Detail 2015 Uninsured | Percent Uninsured in Each Income Category | Number of Uninsured | Percent of all Uninsured |
|--------------------------|--|------------------------|-----------------------------|
| <138% FPL | 9.6% | 23,768 | 45.3% |
| 138-199% FPL | 10.2% | 11,512 | 21.3% |
| >200% FPL | 4.9% | 28,058 | 33.4% |
| Total Population | 6.8% | 63,338 | 100% |

Persons below 200% FPL account for two-thirds of all uninsured in Milwaukee County and are most likely to be uninsured.

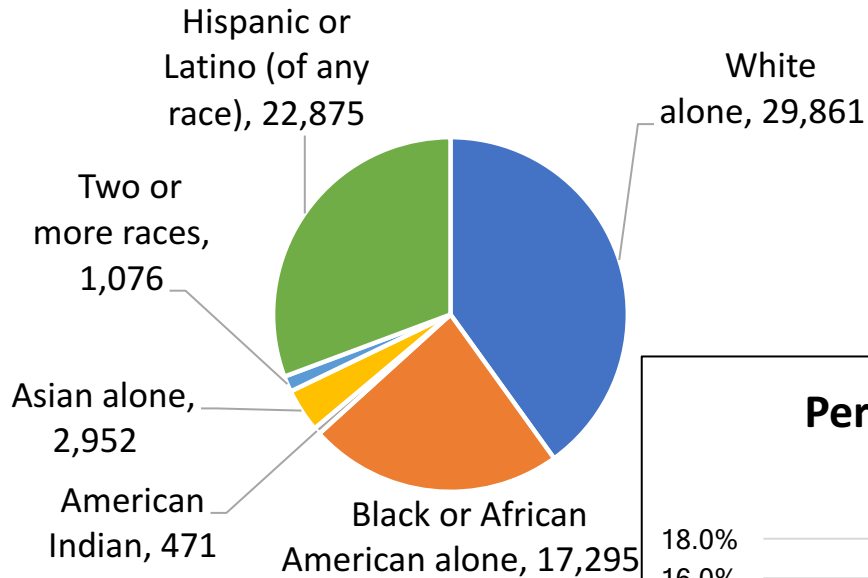


Uninsured in Milwaukee County



Uninsured in Milwaukee County

Uninsured by Race, ACS 2016



Percentage of Uninsured within each Race/Ethnicity

